




Nielsen-Kellerman Co.
610-447-1555
info@nkhome.com


Kestrel® 4000 Pocket Weather™ Tracker™ Battery Door Replacement



Remove the lanyard.



Put the unit on a flat surface with the display side down. Pull the door hinge up through the Kestrel with needle-nosed pliers.



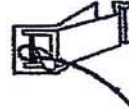
Remove the original battery door.



Insert the new battery door into place on the bottom of the unit.



Align the holes in the door with the holes in the Kestrel 4000. Carefully push the door hinge through the unit and door with needle-nosed pliers.



Replace the lanyard.