

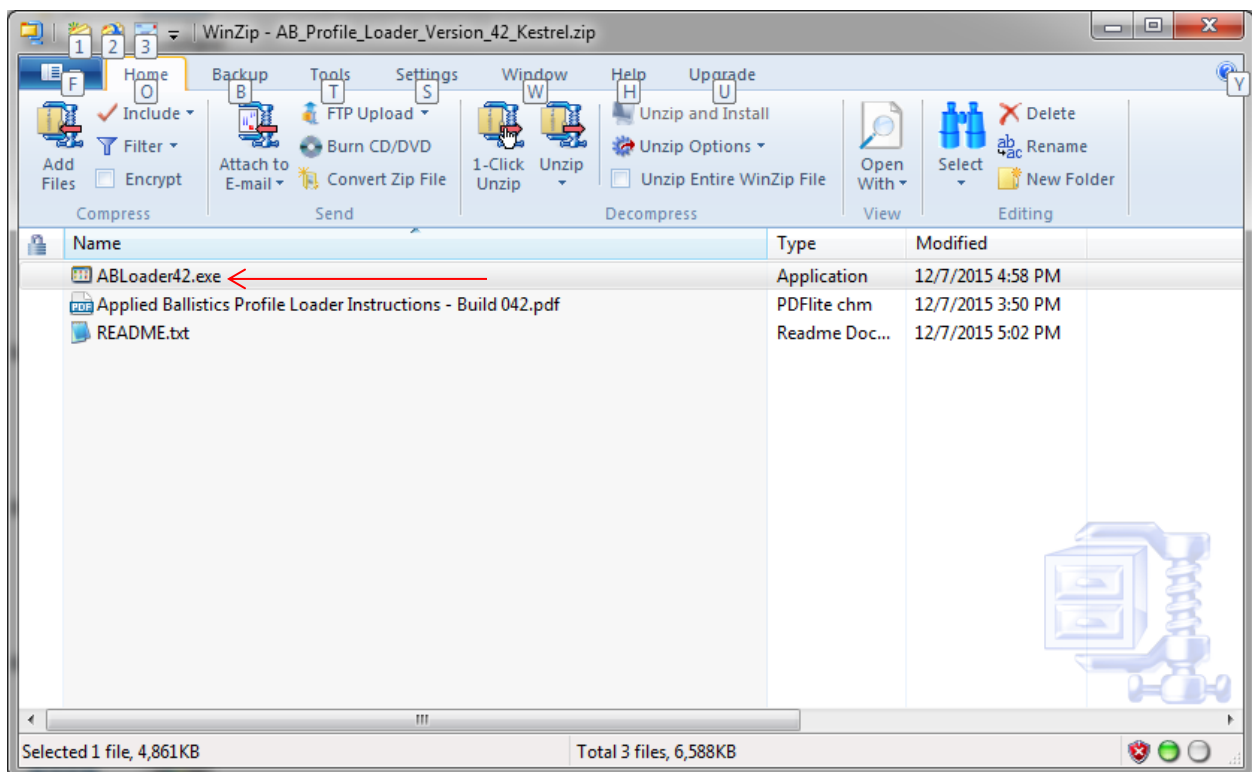
How to transfer your Applied Ballistic gun profiles from a 4000 series Kestrel to a 5000 series.

Background: You have created gun profiles and calibrated them on your Kestrel 4500 Applied Ballistics unit and now have purchased a 5000 Series Kestrel Sportsman or Elite model with Applied Ballistics and want to transfer your gun data to the new model.

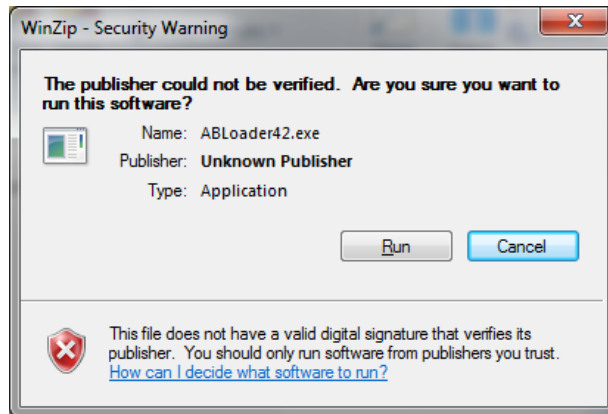
Overview: Transferring gun profiles between a Kestrel 4000 and 5000 series can be accomplished but will require some simple steps that require the user to go from the older version of Applied Ballistics Profile Loader (32 or 33) to the latest version (42 or higher).

Procedure: Note: Gun profiles are stored in folder called “Profiles” on your computer. Gun profiles will always have an extension of “.pro”.

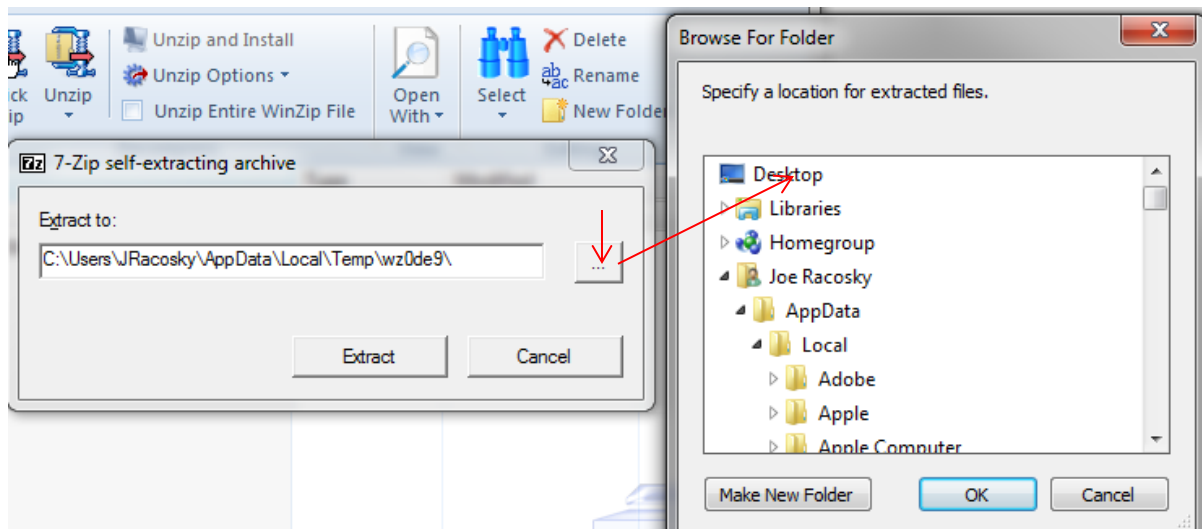
- 1) Download the latest version of AB Profile Loader from [here](#) (must be version 42 or higher) and save to a known location.
- 2) Open up the ZIP file and double click on **ABLoader42.exe**



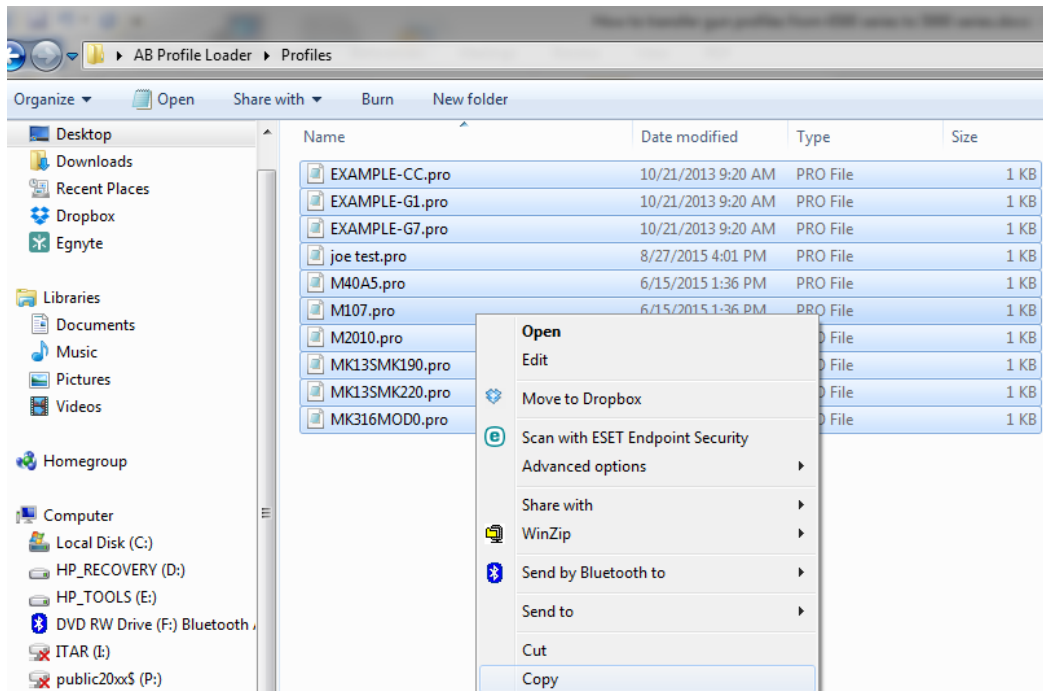
- 3) If a warning appears, please click RUN:



- 4) Another dialogue box will appear. Click on the ellipses ("...") to specify a location to install the program. We highly recommend **Desktop** for easy access.



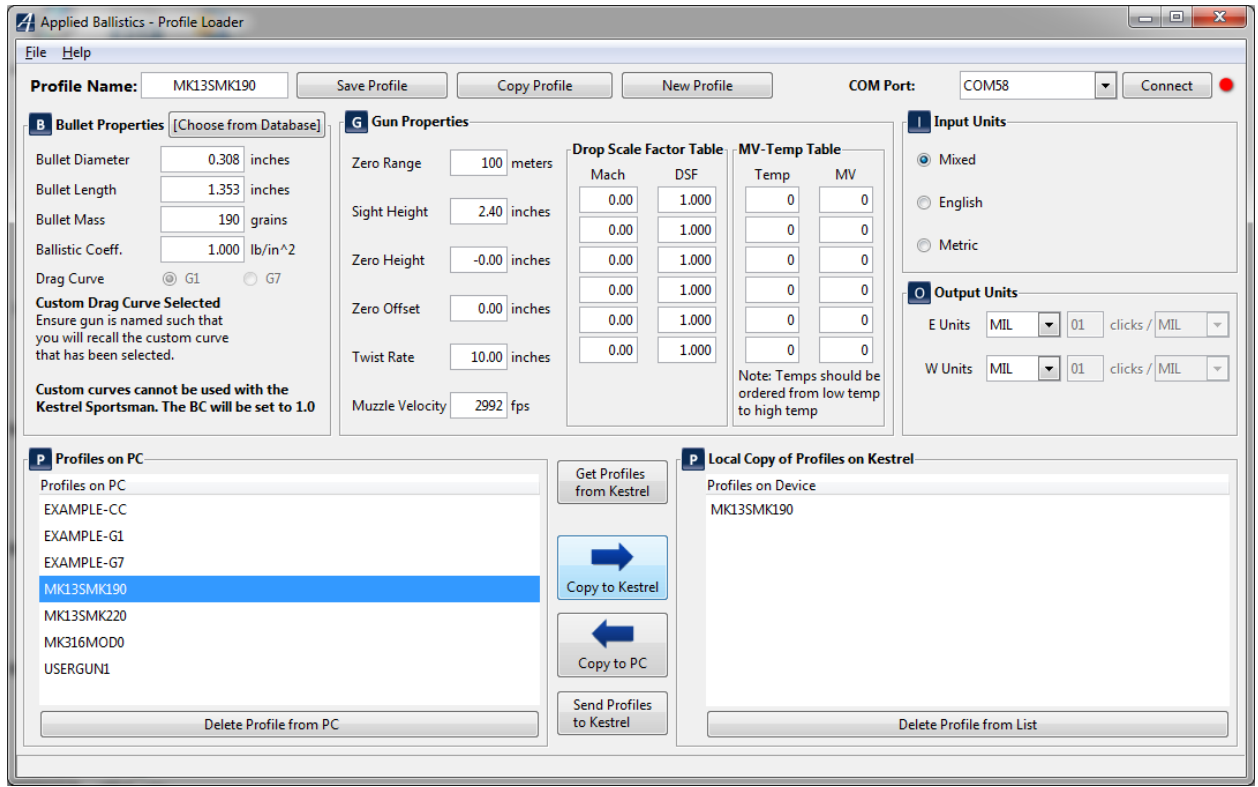
- 5) After the program is installed, go to the folder where you have the older version of AB Profile Loader installed. Go into the Profiles Folder. Highlight all the profiles you would like to transfer and select Copy.



- 6) Navigate to the Profiles folder in the NEW version of the AB Profile Loader program and right click and select Paste.

- 7) Open up the newest version of AB Profile Loader and the profiles should be listed in the lower left window.

- 8) Highlight the gun profiles that you would like to transfer over and select the Copy to Kestrel button to move the gun profiles to the lower right box.



- 9) Connect your Kestrel to the program with the USB Data Transfer cable.
- 10) Select Send Profiles to Kestrel.
- 11) If you would then like to transfer these gun profiles to a mobile device, simply connect the Kestrel to our LiNK Ballistics for Android / iOS program and “Get Profiles from Kestrel” and this will save your profiles in the native mobile device’s format.

Troubleshooting:

I loaded the gun profiles to my Kestrel but there is no ballistic solution being displayed on the Kestrel?

If you loaded the gun profiles from AB Profile Loader 42 and the solution is not showing up, you will need to tweak each of the gun profiles in AB Profile Loader 42 and resave them to convert these files to the new protocol. To do so, open up AB Profile Loader 42. Select each of the profiles individually. Modify one of the parameters and save it. Modify that same parameter back to the original and save it. Do this for each profile you want to load. This will convert all the profiles to the new profile loader format. Then reload these profiles onto the Kestrel.